

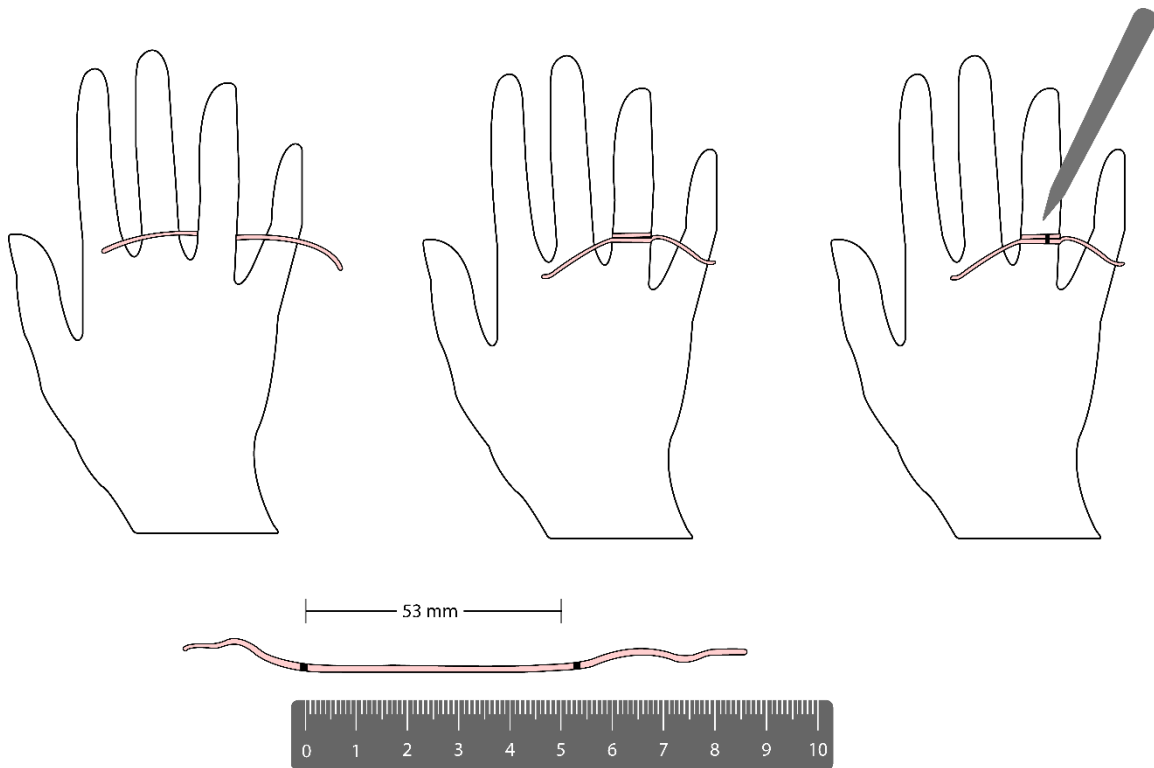
RING SIZE GUIDE

Sizing guide


Ring sizing can be tricky! We created this guide to help but we highly recommend getting sized by a local jeweler.


Do take note that many of our custom made rings can be resized down but with a nominal fee, however rings with stones we are unable to resize it and we are also unable to resize up for normal rings.


We cannot guarantee that ring size via paper will be 100% accurate. We highly recommend getting sized by a local jeweler.



 <https://www.facebook.com/AgapeMoissanite/>

 https://www.instagram.com/agape_moissanite/

 <https://agape-eco.com/>

 admin@agape-eco.com

Method 1: Measure your finger

- Temperature is important. Only measures when fingers are at room temperature. A cold finger shrinks while a hot finger expands.
- Do not use strings. Refrain from using strings as they tend to stretch.
- Do not use very thick objects. It has a thickness that will affect accurate readings. When two different sizes fit. Always go with the larger size.
- Wider band needs a bigger size. Moving up a half size bigger if you are purchasing a wider band.

Circumference (mm)	Diameter (mm)	Malaysia	China	Japan	United States & Canada
43.3	13.8	5	30.0	3	2.75
44.3	14.1	6	4	4	3
45.5	14.5	7	5.5	5	3.5
46.5	14.8	8	6.5	6	3.75
47.7	15.2	9	8	7	4.25
48.7	15.5	10	9	8	4.75
49.9	15.9	11	10	9	5.25
50.9	16.2	12	11	10	5.5
52.1	16.6	13	12	11	6
53.1	16.9	14	13	12	6.5
54.3	17.3	15	14	13.5	7
55.6	17.7	16	15.5	14.5	7.5
56.5	18.0	17	16.5	15.5	7.75
57.5	18.3	18	17.5	16.5	8.25
58.7	18.7	19	19	17.5	8.75
59.7	19.0	20	20	18.5	9
60.9	19.4	21	21	19.5	9.5
61.9	19.7	22	22	20.5	10
63.1	20.1	23	23	22	10.25
64.1	20.4	24	24	23	10.75
65.3	20.8	25	25	24	11.25
66.3	21.1	26	26	25	11.5
67.5	21.5	27	27.5	26	12
68.5	21.8	28	28.5	27	12.5
69.7	22.2	29	30	28	12.75
70.7	22.5	30	31		13.25

 <https://www.facebook.com/AgapeMoissanite/>

 <https://agape-eco.com/>

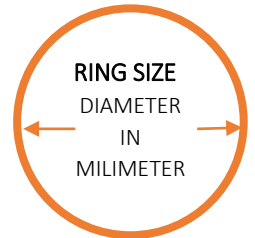
 https://www.instagram.com/agape_moissanite/

 admin@agape-eco.com

Method 2: Measure an existing ring

Engagement and wedding rings are usually worn on the ring finger of the left hand. If you want to surprise your partner, or you want to buy a ring as your other important ring and often worn ring, you can use Method 2 below to measure the size of the ring worn by your partner.

1. Select a ring that properly fits the intended finger.
2. Place the ring over circles below, lining up the inside edge of the ring with the circle nearest in size. This measurement refers to the inside diameter of the ring.
3. If your size is between two sizes, opt for the larger of the two.
4. Measure the bar on the right and make sure it measures exactly 30mm.




Jewelry Ring Size



13.8mm
SIZE 5



14.1mm
SIZE 6



14.5mm
SIZE 7




14.8mm
SIZE 8




15.2 mm
SIZE 9




15.5mm
SIZE 10



15.9mm
SIZE 11




16.2mm
SIZE 12




16.6mm
SIZE 13




16.9mm
SIZE 14




17.3mm
SIZE 15



17.7mm
SIZE 16



18mm
SIZE 17



18.3mm
SIZE 18




18.7mm
SIZE 19

 <https://www.facebook.com/AgapeMoissanite/>


 <https://agape-eco.com/>

 https://www.instagram.com/agape_moissanite/


 admin@agape-eco.com




19mm
SIZE 20




19.4mm
SIZE 21




19.7mm
SIZE 22




20.1mm
SIZE 23




20.4mm
SIZE 24




20.8mm
SIZE 25




21.1mm
SIZE 26




21.5mm
SIZE 27




21.8mm
SIZE 28





22.2mm
SIZE 29



22.5mm
SIZE 30

 <https://www.facebook.com/AgapeMoissanite/>

 <https://agape-eco.com/>

 https://www.instagram.com/agape_moissanite/

 admin@agape-eco.com